

Technical Specifications

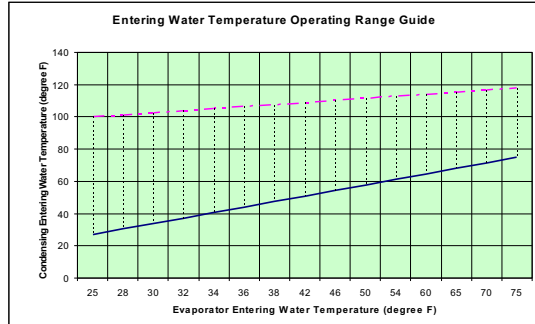
Geoflex Models 026, 038, 049, 064, 072, Two Step Residential/Commercial - Water/Liquid to Water/Liquid

Pipe Connections		
All Two Step Models	Geothermal Loop or Open Well (in. mnpt)	1"
	Internal DHW Pump (in. mnpt)	1"
	Internal DS/PHW Pump (in. mnpt)	3/4"
	Cond. Line Out (in. mnpt)	3/4"
	Optional Manual Passive Cooling (in. mnpt)	3/4"
	Optional Manual Hydronic Back-up (in. mnpt)	3/4"

Notes: Specialized pumps can change pipe connection sizing!
Piping positions can vary, depending on options

Standard Features	Geoflex Systems
Low Noise Package	1" acoustical insulation & all internal refrigeration lines are fully insulated to reduce noise potential.
Electronic Diagnostics	On board fault Diagnostics
Service & Maintenance	Service Doors Surround System
Service Switches	Independent, Low & High Pressure & Low Flow c/w HP & LP Memory
Freon Service	Bi-flow Filter/Drier & Moisture Indicating Sight Glass
Evaporator Construction	All Evaporator Coils are Insulated to avoid Condensation Rusting
Field Adaption	All Geoflex Systems are designed to offer maximum field adaptability

Available Options
All Pumps can be Built-in, pre-wired, pre-fused & pre-controlled
Partial Hot Water(s) c/w Internal Pump & High Limit Switch
Demand Hot Water(s) c/w Internal Pump
10, 15, 20K / Hydronic back-up/emergency available
Flexible Orientation, air discharge, water connections
Diagnostic LED Function Light Array
K-Type ThermoProbes for simpler in field diagnostics
Automated First Stage or Manual Passive Cooling Built-in
Cupronickel and Double Wall Vented Coils for specialized apps.

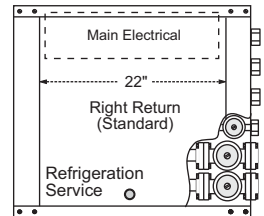
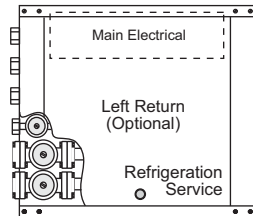

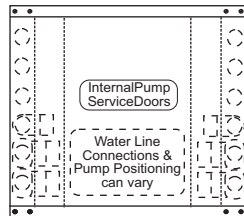
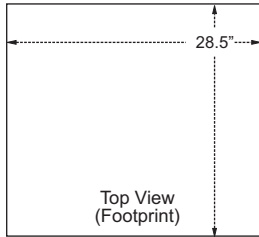
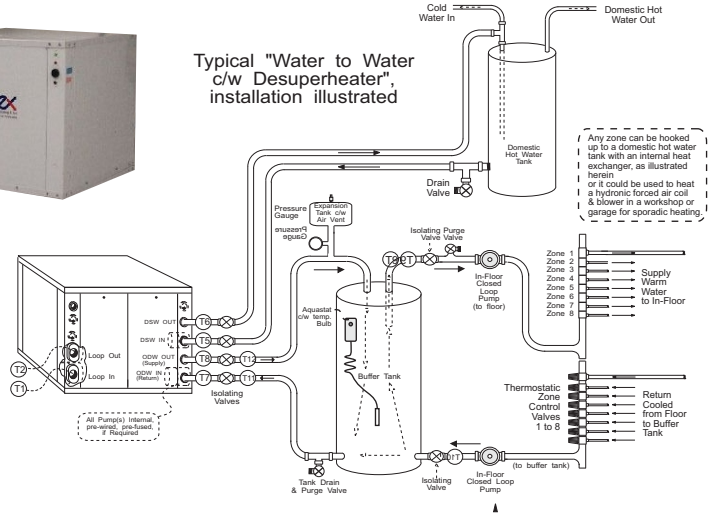


Geoflex Heat Pumps are designed within a modularized format to offer optimal configuration capabilities with consideration to efficiency, functionality, service & field adaption opportunities.

Geoflex Systems are "fully run tested", prior to shipping! The Geoflex advanced line of Residential and Commercial Geothermal Heat Pumps have been 3rd party sample tested by ETL, as a part of the ARI certification program. Geoflex Geothermal products are rated in accordance with ISO 13256-1.



Typical "Water to Water c/w Desuperheater", installation illustrated



Geoflex Two Step Vertical Physical Data					
Model	Height (inches)	Unit Only Weight (lbs.)	Int Pumps Weight (lbs.)	Int Pumps & DHW Weight	Est. Base Shipping Weight
026	24.5"	250	274	304	304
038	24.5"	270	294	324	324
049	24.5"	280	304	334	334
064	24.5"	300	324	354	354
072	24.5"	350	374	404	404

Notes: Footprint is 28.5" X 28.5" on systems, herein
Weights can vary, based on options
Units must be placed on Anti-vibration Pad

Geoflex 410A Two Step Electrical Data														
Model	Voltage Code	Voltage	Min/Max Voltage	Compressor			HWG Pump FLA	Ext/Int Loop Pump(s) FLA	Ext/Int Product Pump FLA	Total Unit FLA	Min Circuit Amps	Max Fuse/HACR	Supply Wire	
				RLA	LRA	LRA*							Min AWG	Max Ft (M)
026	A	208-230/60/1	197/254	10.3	52.0	18.2	0.41	0.9	0.9	12.5	19.5	20	12	67 (20.4)
038	A	208-230/60/1	197/254	16.7	82.0	28.8	0.41	1.8	0.9	19.8	30.9	35	10	66 (20.1)
049	A	208-230/60/1	197/254	21.2	96.0	33.7	0.41	1.8	0.9	24.3	37.9	40	10	90 (27.4)
064	A	208-230/60/1	197/254	23.0	118.0	41.4	0.41	1.8	0.9	26.1	40.7	50	10	90 (27.4)
072	A	208-230/60/1	197/254	27.2	150.0	52.6	0.41	1.8	1.8	31.2	48.7	60	8	106 (32.3)

Notes: LRA* estimated with optional Secure Start installed (208-230/60/1)
HACR circuit breaker in USA only All fuses Class RK-5
Wire length based on higher if 2 voltages, one way 2.0% voltage drop
Wire size based on 60°C copper conductor & minimum circuit ampacity

Geoflex 410A Single Step Performance Data															
Model	Full/Part Cap.	Building Closed Loop				Ground Open Well "Water" Loop				Ground Closed Loop				Flow	
		Cooling		Heating		Cooling		Heating		Cooling		Heating			
		Indoor 53.6°F		Indoor 104.0°F		Indoor 53.6°F		Indoor 104.0°F		Indoor 53.6°F		Indoor 104.0°F		Indoor Load gpm	Outdoor Source gpm
		Outdoor 86.0°F		Outdoor 68.0°F		Outdoor 59.0°F		Outdoor 50.0°F		Outdoor Full Load 77.0°F		Outdoor Full Load 32.0°F			
Outdoor Part Load 68.0°F		Outdoor Part Load 41.0°F													
		Capacity Btuh	EER Btuh/W	Capacity Btuh	COP Btuh/Btuh	Capacity Btuh	EER Btuh/W	Capacity Btuh	COP Btuh/Btuh	Capacity Btuh	EER Btuh/W	Capacity Btuh	COP Btuh/Btuh		
026	Full	20,967	13.3	30,240	4.4	23,382	20.4	24,672	3.7	21,863	16.1	20,143	3.1	6.5	6.5
	Part	15,649	13.6	22,662	4.4	17,443	23.7	18,290	3.5	16,985	19.7	16,453	3.2	6.5	6.5
038	Full	28,670	12.8	41,681	4.3	31,672	20.2	34,331	3.6	29,769	16.3	28,115	3.1	7.5	7.5
	Part	21,749	13.8	31,215	4.6	24,041	21.4	25,289	3.6	23,423	19.2	22,650	3.2	7.5	7.5
049	Full	39,993	13.0	57,675	4.3	44,537	20.2	47,276	3.6	41,637	16.2	38,528	3.1	12.2	12.2
	Part	30,765	13.3	44,142	4.4	34,342	21.8	35,824	3.5	33,372	18.7	32,112	3.1	12.2	12.2
064	Full	47,058	12.7	68,474	4.3	51,890	20.1	56,295	3.6	48,861	16.1	45,828	3.1	16.0	16.0
	Part	37,203	14.0	53,122	4.6	41,768	23.5	42,824	3.7	40,369	19.8	38,177	3.2	16.0	16.0
072	Full	56,792	13.0	82,371	4.4	62,596	20.1	67,082	3.7	58,949	16.1	54,393	3.1	18.0	18.0
	Part	45,039	13.2	65,773	4.6	49,903	21.7	53,557	3.5	48,465	18.4	44,401	3.1	18.0	18.0

NOTES: Heating capacities based upon 104°F entering load indoor water temperature
Cooling capacities based upon 53.6°F entering load indoor water temperature
AHR1 Certified in accordance with AHR1/ISO 13256-2
Ground Loop Heat Pump ratings based on 15% antifreeze solution
All ratings based upon operation at lower voltage of dual voltage rated models
Energy Star Listed



Geoflex Heat Pumps are QPS Approved
GF-SD-SC-WW-R410A-11-07-11-TS
all rights reserved © Geoflex Systems Inc. 2009
Due to ongoing research and development Geoflex reserves the right to change or alter specifications and configurations without notice!

Plant Office:
517 McCormick Blvd., London, Ontario N5W 4C8
Phone: 519.488.1653 Fax: 519.913.1259
Email: plant@geoflexsystems.com

Administration Office:
#1, 301 Pakwa Pl., Saskatoon, SK, S7L 6A3
Phone: 306.668.0090 Fax: 306.668.0049
Email: admin@geoflexsystems.com

www.geoflexsystems.com