

Technical Specifications

Geoflex Models 022, 030, 036, 042, 048, 060, 070
Water/Liquid to Air - 410A - Down Discharge

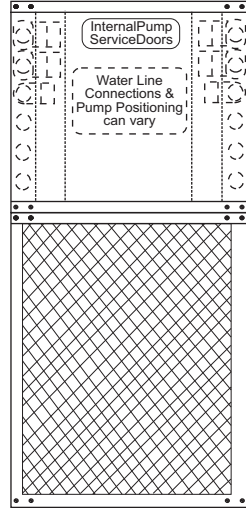
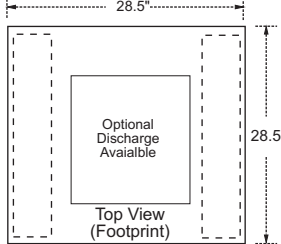
Pipe Connections		
All Two Step Models	Geothermal Loop or Open Well (in. mnpt)	1"
	Internal DHW Pump (in. mnpt)	1"
	Internal DS/PHW Pump (in. mnpt)	3/4"
	Cond. Line Out (in. mnpt)	3/4"
	Optional Manual Passive Cooling (in. mnpt)	3/4"
	Optional Manual Hydronic Back-up (in. mnpt)	3/4"

Notes: Specialized pumps can change pipe connection sizing!
Piping positions can vary, depending on options

All Geoflex Heat Pumps are designed within a modularized format to offer optimal configuration capabilities with consideration to efficiency, functionality, service & field adaption opportunities.

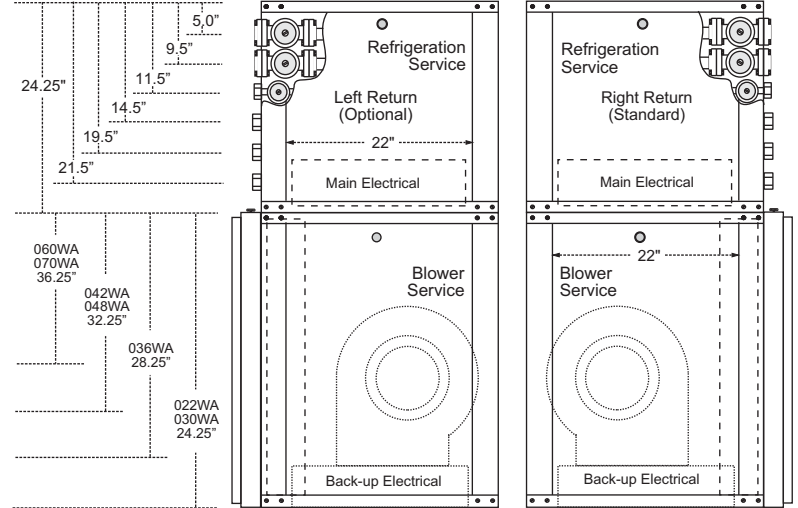


* Geoflex Heat Pumps are CSA Approved



Standard Features	Geoflex Systems
Low Noise Package	1" acoustical insulation & all internal refrigeration lines are fully insulated to reduce noise potential.
Electronic Diagnostics	On board fault Diagnostics
Service & Maintenance	Service Doors Surround System
Service Switches	Independent, Low & High Pressure & Low Flow c/w HP & LP Memory
Freon Service	Bi-flow Filter/Drier & Moisture Indicating Sight Glass
Evaporator Construction	All Evaporator Coils are Insulated to avoid Condensation Rusting
Field Adaption	All Geoflex Systems are designed to offer maximum field adaptability

Available Options
All Pumps can be Built-in, pre-wired, pre-fused & pre-controlled
Partial Hot Water(s) c/w Internal Pump & High Limit Switch
Demand Hot Water(s) c/w Internal Pump
10, 15, 20K Electric / Hydronic back-up/emergency available
Flexible Orientation, air discharge, water connections
Diagnostic LED Function Light Array
K-Type ThermoProbes for simpler in field diagnostics
Automated First Stage or Manual Passive Cooling Built-in
Cupronickel and Double Wall Vented Coils for specialized apps.



Geoflex Single Step Physical Data					
Model	Height (inches)	Filter Size (Inches)	Forced Air Only Weight	Forced Air & DHW	Est. Base Shipping Weight
22	48.5"	25"X24"	250	305	330
30	48.5"	25"X24"	270	270	270
36	52.5"	25"X28"	280	280	280
42	56.5"	25"X32"	300	300	300
48	56.5"	25"X32"	330	330	330
60	60.5"	25"X36"	340	340	340
70	60.5"	25"X36"	350	440	475

Notes: Footprint is 28.5" X 28.5" on systems, herein
Filter Rack for a 1" or 2" Filter is Optional
A 2" Pleated Filter is Recommended
Weights can vary, based on options
Units must be placed on Anti-vibration Pad
Add **30 lbs** for desuperheater Option
Add **25 lbs** for shipping weights

Geoflex 410A Single Step Electrical Data												
Model	Fan Motor Type	Compressor			HWG Pump FLA	Ext Loop Pump FLA	Fan Motor FLA	Total Unit FLA	Min Circuit Amps	Max Fuse/HACR	Supply Wire	
		RLA	LRA	LRA*							Min AWG	Max Ft (M)
22	PSC	9.0	.60	21.1	.041	1.8	2.3	13.5	15.2	25/30	10	.91 (27.9)
	ECM	9.0	.60	21.1	.041	1.8	3.9	15.1	17.0	25/30	10	.87 (26.4)
30	PSC	12.9	.61	21.4	.041	1.8	2.5	17.6	20.4	30	10	.72 (22.0)
	ECM	12.9	.61	21.4	.041	1.8	3.9	19.0	22.0	30	10	.67 (20.5)
36	PSC	14.1	.725	25.4	.041	1.8	2.5	18.8	21.9	35/40	10	.68 (20.8)
	ECM	14.1	.725	25.4	.041	1.8	3.9	20.2	23.5	35/40	10	.63 (19.1)
42	PSC	16.7	.83	29.1	.041	1.8	4.0	22.9	26.8	40	10	.56 (17.0)
	ECM	16.7	.83	29.1	.041	1.8	3.9	22.8	26.7	40	10	.55 (16.7)
48	PSC	19.9	1.09	38.2	.041	1.8	4.0	26.1	30.6	50	8	.77 (23.5)
	ECM	19.9	1.09	38.2	.041	1.8	6.9	29.0	34.0	50	8	.69 (21.1)
60	PSC	26.4	1.45	50.9	.041	1.8	4.6	33.3	39.1	50	6	.95 (29.0)
	ECM	26.4	1.45	50.9	.041	1.8	6.9	35.6	41.8	50	6	.90 (27.6)
70	PSC	30.2	1.58	55.4	.041	1.8	5.3	37.7	44.5	60	6	.85 (25.8)
	ECM	30.2	1.58	55.4	.041	1.8	6.9	39.3	46.4	60	6	.81 (24.6)

Notes: Rated Voltage of 208-230/60/1
HACR circuit breaker in USA only
LRA* with optional Secure Start installed (208-230/60/1)
Min/Max Voltage of 197/254
All fuses Class RK-5
Wire length based on, 230V & one way 1.5% voltage drop
Wire size based on 60°C copper conductor & MCA

Geoflex 410A Single Step Performance Data																
Model	Fan Motor	Capacity	Building Closed Loop				Ground Open Well "Water" Loop				Ground Closed Loop				Flow	
			Cooling 86.0°F		Heating 68.0°F		Cooling 59.0°F		Heating 50.0°F		Cooling 77.0°F		Heating 32.0°F			
			Capacity Btuh	EER Btuh/W	Capacity Btuh	COP	Capacity Btuh	EER Btuh/W	Capacity Btuh	COP	Capacity Btuh	EER Btuh/W	Capacity Btuh	COP	GPM	CFM
24	PSC	Full	20,340	16.7	24,340	5.5	22,940	26.9	19,900	4.7	21,120	19.7	15,100	3.8	8	800
24	ECM	Full	20,350	17.3	24,650	5.8	22,990	28.7	19,940	5.0	21,250	20.5	15,260	3.9	8	800
30	PSC	Full	26,924	16.8	32,283	5.3	29,922	25.0	26,322	4.6	28,022	19.4	20,674	3.8	8	950
30	ECM	Full	27,207	17.4	32,420	5.6	30,350	26.4	26,322	4.8	28,304	20.0	20,820	4.0	8	950
36	PSC	Full	32,915	17.1	38,085	5.6	36,083	25.4	30,967	4.8	33,887	19.4	24,406	4.0	9	1200
36	ECM	Full	33,163	18.6	37,990	6.0	36,533	28.3	30,967	5.2	34,135	21.1	24,454	4.3	9	1200
42	PSC	Full	38,166	16.3	45,978	5.4	43,080	24.4	36,873	4.6	39,836	19.0	29,056	3.8	11	1350
42	ECM	Full	38,609	18.2	45,591	5.8	44,009	28.3	36,486	5.1	40,375	20.7	28,475	4.1	11	1350
48	PSC	Full	47,311	15.4	58,429	5.0	53,429	22.9	47,643	4.4	50,043	17.5	37,614	3.7	12	1500
48	ECM	Full	47,918	16.7	58,279	5.4	53,734	25.4	47,493	4.7	50,349	19.1	37,314	3.9	12	1500
60	PSC	Full	63,110	16.0	70,804	5.1	70,020	23.9	57,487	4.5	65,683	18.4	45,315	3.7	15	1850
60	ECM	Full	63,260	16.8	71,008	5.3	70,272	25.2	57,691	4.7	66,040	19.3	45,417	3.9	15	1850
70	PSC	Full	69,050	14.8	85,050	4.9	77,300	21.6	67,750	4.2	72,000	17.1	53,000	3.6	18	2050
70	ECM	Full	68,800	15.6	84,600	5.1	78,050	23.7	67,550	4.4	71,600	18.0	52,950	3.7	18	2050

NOTES: Heating capacities based upon 68°F DB, 59°F WB entering air temperature
Cooling capacities based upon 80.6°F DB, 66.2°F WB entering air temperature
Ground Loop Heat Pump ratings based on 15% antifreeze solution
All ratings based upon operation at lower voltage of dual voltage rated models



GF-SD-DD-WA-R410A-11-07-11-SS
all rights reserved ©2006 geoflex systems inc.
Due to ongoing research and development Geoflex reserves the right to change or alter specifications and configurations without notice!

Plant Office:
517 McCormick Blvd., London, Ontario N5W 4C8
Phone: 519.488.1653 Fax: 519.913.1259
Email: plant@geoflexsystems.com

Administration Office:
#1, 301 Pakwa Pl., Saskatoon, SK, S7L 6A3
Phone: 306.668.0090 Fax: 306.668.0049
Email: admin@geoflexsystems.com

www.geoflexsystems.com